

Geraniamania

Planting Since 1972



A Publication of the San Diego Geranium Society
The San Diego Geranium Society meets the Second
Tuesday of the month, 7 p.m., in Room 101 of the
Casa Del Prado in Balboa Park.
Meetings are Free! All Welcome!

Presidents Message

Hope you are all enjoying your Summer and coming home from vacations refreshed.

Thanks to Jim Z for his donation of the August Plants of the Month!

I've been extra busy this month organizing my Dear Mother's Fabrics and Photographs and have felt guilty about neglecting my Geraniums. So after 5 days I was surprised to find that most of the pots were still moist due to our recent humid weather.

The ones that were the most wet had brown, crispy leaves. The plants that looked best had been re-potted in the past few months in potting mix mixed with at least 30% perlite.

A lot of bugs also noticed my neglect, and laced up the leaves of several plants. Plants in the shade with the least air circulation were hit badly. Lessons learned.

See you at the Meeting!

Marilyn Ketteringham/President

*A flower does not think of
competing with the
flower next to it - it just blooms!*



August Meeting

August 8th @ 7:00pm

Don't forget to -

Bring Cuttings from your Garden -

Bring a plant for "Show and Tell"

Bring something for the goodie table!



PROGRAM

This month our Speaker will be Nanette Herbveox, an associate of the "You Me and the Bees" Company.



If you were at our last meeting, you'll remember that Sharon brought in a beautiful angel she picked up at Armstrong. Well - it didn't survive. It started showing signs of something wrong pretty quickly - the foliage got soft and started yellowing. Once Sharon knew it was a goner, she checked around the roots - sure 'nuff, the plant had been propagated using a foam plug - a death warrant for these plants. She'd checked for it before she bought the plant, but the plug was buried deep.

Summertime Plant Care


Are you noticing an abundance of budworm damage on your plants? That seems to be the biggest challenge in this gardener's yard - that and the occasional grasshopper. This is the time to be extra diligent with whatever treatment you've chosen to use - whether it's organic/natural or chemical. The worms are more visible in the cool of the day, and then can just be picked off (lizards LOVE worms, by the way!)

Keeping the plants well watered is another challenge. This gardener likes to water in the early evening - that way the plants can benefit from the water all night, and are prepared for the hot day ahead. Just be careful not to water the foliage/flowers - water the soil. AND - it can be tempting to water more frequently because of the heat - but be sure your plants really need the water, or you'll end up with root rot!

Give your plants a good clean up - remove dead, yellowing leaves, and dead head (remove spent blooms). And - don't forget to fertilize!

Geraniums


Photos from Hardy Geraniums
Facebook Page



G. Calm Seas - Robin Moss




G. Wallichianum Syabru - Robin Moss



G. wlassovianum Lakwijk
Star - Robin Moss



G. Oxonianum Something Special (from
Jos Wanderweijer) - Robin Moss



G. Oxonianum Pink Edge -
Robin Moss




G. Orkney Cherry - Lise-Lotte
Truelsen



Geranium nodosum
'Silverwood'.
Sue Strutt



G. Oxonianum Rothbury Sarah - Robin Moss



G. Sue's Sister - Robin
Moss