



President's Message

I hope you are keeping yourselves and your garden well hydrated and cool.

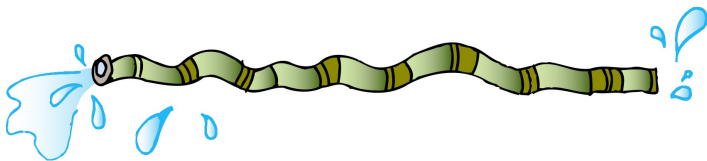
We must be careful to keep the Geraniums on a regular watering schedule - don't be tempted to over water because of the heat. Humidity can play tricks. Be sure the plant really needs to be watered by testing with your finger for 1.5" of dry soil on the surface, or check if it weighs lighter than a hydrated pot. Water in the early morning or late evening for least evaporation.

Reading over the past August Newsletters and care instructions for August the standout enemy for Geraniums is Budworm. That little bug causes big problems like fungus, wilting and rot, brown leaves, holes in stems and buds, and can kill plants. The consensus for the best remedy is a systemic insecticide. I like the kind that combines fertilizer, fungicide and insecticide in one. It can be applied every 2-3 months.

If you use bacillus thuringiensis it must be sprayed every seven days. Whatever you use, be sure to follow the directions on the package carefully.

Have a Happy Summer! See you at the Meeting

Marilyn Ketteringham
President



SDGS Officers and General Contact

President - Marilyn Ketteringham
rmkett@sbcglobal.net

Vice President - Jack Ohmstede
jackohm@att.net


Treasurer - Brenda Archer
leocat25@cox.net

Secretary - Cathy Miller
dlmcy@cox.net

August Meeting

Tuesday, August 14, 2018

7:00pm



Don't forget to -
Bring Cuttings from your Garden -
Bring a plant for "Show and Tell"

Calling all Scenteds!

In July, speaker Bill Tall, the owner of City Farmers shared with Jack that he would like to start a scented memorial garden at his nursery. He wondered if our club could help get him some scented. We respectfully request that you check your gardens for all scented pelargoniums and let us know if you would be willing to propagate a cutting that is different from the ones listed below. We've already collected:

Mrs. Taylor
Chocolate Mint
Nutmeg
Nutmeg Variegated
Apple
Attar of Rose
Charity
Abundance
Curly
Lady Plymouth
P. ionidiflorum
Sweet Miriam

If you have one not mentioned above, please email Cathy Miller at dlmcy@cox.net so she can start making a list. Please bring the propagated scented in a 4" to 6" pot at the September 11th meeting. If you cannot make this particular meeting, please call Cathy to coordinate taking them to City Farmer's on September 22, 2018. Or join us for a field trip!



PLANNED FIELD TRIPS

Are you interested in taking a field trip? Future dates and locations:

Saturday, September 22 - City Farmer's - donation of all propagated scented

Friday, October 19 - Summer's Past - geranium talk and visit 5 acres - soap shop and gift barn

Friday, November 2 - Edgehill HerbFarm - Vista trip - make scented oil; learn about scented, tour...

2019 field trip or garden visit

Mosaic garden?

Cuyamaca garden?

Walter Anderson?

Marston House?

Garden club garden?

Descanso Gardens?

Huntington Beach Gardens?

Do you have any ideas on where we could go?

Pictures from July Meeting



Bill Tall - City Farmer



Geranium Bingo Night!

We'll be playing Bingo at our next meeting - with a twist of Geranium! Should be a fun night - hope you can make it!

PEST CONTROL
Don't blame the slugs – it's the snails that do the damage


- Slugs and snails hunt by smell, so Garlic, WD40, coffee grounds deter them BUT do not solve the problem.
- Put a few slug pellets in some jars. Lay the jars on their side in the darkest, dampest parts of the garden – make sure they are well hidden.
- The jars keep the pellets dry and active and away from other wildlife.



More information: www.mickfieldhostas.co.uk



Orange Glitter
Seen on Facebook



Pelargonium
"Phyllis"



Pelargonium cordifolium
'Caroline's Citrine'